Scientific Research on Cell Tower Radiation

Cancer in People Living Near Cell Towers

AUTHOR	JOURNAL	MAIN FINDING
Rodrigues et al. (2021)	International Journal of Environmental Research and Public Health	Higher cancer mortality, especially breast, cervix, lung, and esophageal cancers.
Li et al. (2012)	Science of the Total Environment	Increased risk of benign and malignant neoplasms in children with higher exposures.
Yakymenko (2011)	Experimental Oncology	Review of epidemiological and experimental data found increased cancer risk supported by studies reporting metabolic changes and the overproduction of reactive oxygen species.
Dode (2011)	Science of the Total Environment	Elevated cancer mortality rate within 500 meters of cell towers. The closer to the tower, the higher the mortality rate.
Eger & Neppe (2009)	Umwelt-Medizin-Gesellschaft	Increased cancer incidence within 400 meters after 5 years of exposure.
Eger et al. (2004)	Umwelt-Medizin-Gesellschaft	Higher cancer rates within 400 meters; earlier onset by ~8 years.
Wolf & Wolf (2004)	International Journal of Cancer Prevention	Increased cancer incidence near transmitter - 4.15 times more cases than in the entire population.
Michelozzi et al. (1998)	American Journal of Epidemiology	Increased childhood leukemia and increased leukemia mortality. Risk decreased with distance.

A rapidly expanding body of peer-reviewed research demonstrates that RF radiation from wireless infrastructure, including cellular towers and 5G small cell towers, can produce harmful effects at levels far below current FCC limits.

- International Commission on the Biological Effects of Electromagnetic Fields (ICBE-EMF)
***Letter to U.S. House and Senate* (2026)**

Click on the author name to go directly to the published study

Systemic Biological Effects

AUTHOR	JOURNAL	MAIN FINDING
Laldinpuii et al. (2026)	Electromagnetic Biology and Medicine	Higher RF-EMF is associated with statistically significant alterations in several hematological parameters, including total leukocyte count (TLC), basophils, monocytes, and lymphocytes.
Gulati et al. (2024)	Ecotoxicology and Environmental Safety	Increased chromosomal aberrations, which are key indicators of genetic damage.
Zothansiama et al. (2017)	Electromagnetic Biology and Medicine	Antioxidant levels (glutathione, catalase, superoxide dismutase) decreased. Oxidative stress and DNA damage markers increased. Increased micronucleus frequency changes, which are predictive of cancer.
Meo (2015)	International Journal of Environmental Research and Public Health	Higher school exposure to cell tower RF radiation associated with elevated glycated hemoglobin (HbA1c) and increased risk of type 2 diabetes.
Gandhi et al. (2014)	Electromagnetic Biology and Medicine	Elevated DNA damage within 300 meters; proximity predicted damage.
Eskander et al. (2011)	Clinical Biochemistry	Long-term exposure linked to impacts to the endocrine system and decreased ACTH, cortisol, thyroid hormones, prolactin and testosterone.
Buchner (2011)	Umwelt-Medizin-Gesellschaft	The stress hormones adrenaline and noradrenaline increased significantly during the first six months of transmitter activation.

Many biological effects have been documented at very low intensities comparable to what the population experiences within 200 to 500 ft (~60–150 m) of a cell tower, including effects that occurred in studies of cell cultures and animals after exposures to low-intensity RFR. Effects reported include: genetic, growth, and reproductive; increases in permeability of the blood–brain barrier; behavioral; molecular, cellular, and metabolic; and increases in cancer risk.

- Levitt & Lai (2010)
Environmental Reviews

Click on the author's name to go directly to the published study.

Scientific Research on Cell Tower Radiation

Neurological, Cognitive & Behavioral Effects

AUTHOR	JOURNAL	MAIN FINDING
Salio et al. (2025)	Electromagnetic Biology and Medicine	Increased mood-energy, cognitive-sensory, inflammatory, and anatomical symptoms within 300 meters.
Hardell & Nilsson (2024)	Reviews on Environmental Health	Seven case reports of microwave syndrome symptoms near 5G antennas. Symptoms declined or disappeared when persons moved away.
Meo et al. (2018)	American Journal of Men's Health	Delayed fine and gross motor skills, spatial working memory, and attention in adolescents exposed in schools near antennas.
Calvente et al. (2016)	Bioelectromagnetics	Lower verbal scores and higher emotional issues in boys (9–11 years) in areas with higher RF radiation.
Abdel-Rassoul et al. (2007)	Neurotoxicology	Increased headaches, memory changes, sleep disturbances and reduced attention performance.
Hutter et al. (2006)	Occupational and Environmental Medicine	Headaches and cognitive changes.
Kolodynski & Kolodynska (1996)	Summarized in National Academies Press	Impairments in motor function, memory, attention, and reaction times in exposed children.

High exposure to RF-EMF produced by MPBSTs [cell towers and cellular network base station antennas] was associated with delayed fine and gross motor skills, spatial working memory, and attention in school adolescents compared to students who were exposed to low RF-EMF.

-Meo et al. (2018)
American Journal of Men's Health

Click on the author's name to go directly to the published study

Scientific Research on Cell Tower Radiation

General Health Symptoms

AUTHOR	JOURNAL	MAIN FINDING
López (2021)	Environmental Research	Headaches, dizziness, and decreased sleep.
Gomez-Perretta et al. (2013)	BMJ Open (formerly British Medical Journal)	Fatigue, irritability, poor concentration and sleep disturbance.
Singh et al. (2016)	Journal of International Society of Preventive and Community Dentistry	More sleep disturbances, headaches, concentration difficulties and reduced salivary secretion in people living closer to antennas.
Pachuau & Pachuaua (2016)	International Journal of Applied Physics and Mathematics	Higher health complaints correlated with higher exposures from nearby antennas.
Bortkiewicz et al. (2004)	Medycyna Pracy	Increased health complaints including circulatory system, sleep disturbances, irritability, concentration difficulties and depression correlated with proximity.
Santini et al. (2003)	Electromagnetic Biology and Medicine	Higher nausea, loss of appetite, sleep disturbance, decreased libido, and headaches within 200m of towers.
Navarro et al. (2003)	Electromagnetic Biology and Medicine	Symptom severity correlated with higher measured power density or RF radiation emitted from antennas.

More people who lived closer to base stations [cell tower antennas] reported health symptoms in all of the health categories investigated. Relatively fewer people who lived further away reported symptoms...The most significant contributor to the number of symptoms reported by residents was the strength of RF-EMF to which they were exposed in their home.

-Salio et al. (2025) *Electromagnetic Biology and Medicine*

Click on the author name to go directly to the published study

The Majority of RF Radiation Studies Report Effects on Key Endpoints

Dr. Henry Lai, bioengineering professor emeritus at the University of Washington and editor-in-chief of *Electromagnetic Biology and Medicine*, finds the majority of research over the last few decades reports effects from RF exposure.

Oxidative

Effects in 375 of 420 studies since 1997

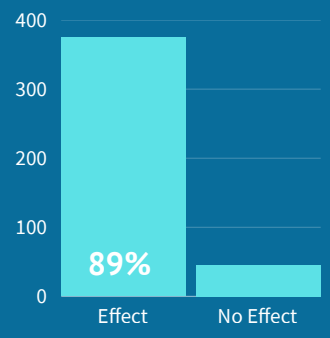

Genetic

Effects in 381 of 531 studies since 1990

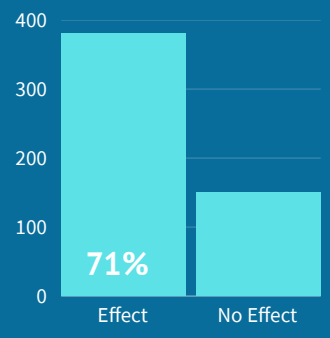

Neurological

Effects in 387 of 498 studies since 2007

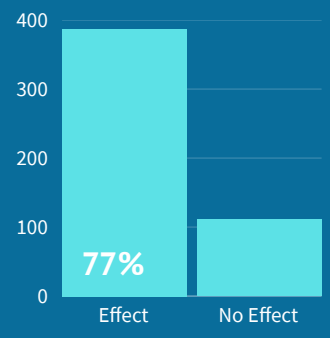

Reproduction & Development

Effects in 342 of 401 studies since 1990

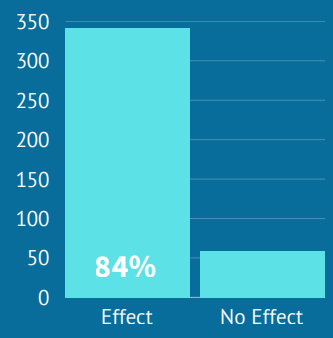

"This means that biological systems are very sensitive to RFR."

"It is clear that the current RFR exposure guidelines do not prevent the detrimental health effects of RFR."

-Dr. Henry Lai

Dr. Lai's research compilations, last partial update: December 7, 2025 , from the SAFEREMR.com website of Dr. Joel Moskowitz, University of California, Berkeley

The International Commission on Biological Effects of Electromagnetic Fields (ICBE-EMF)

"The past 25 years of extensive research on RFR demonstrates that the assumptions underlying the FCC's and ICNIRP's exposure limits are invalid and continue to present a public health harm. Adverse effects observed at exposures below the assumed threshold SAR include non-thermal induction of reactive oxygen species, DNA damage, cardiomyopathy, carcinogenicity, sperm damage, and neurological effects, including electromagnetic hypersensitivity. Also, multiple human studies have found statistically significant associations between RFR exposure and increased brain and thyroid cancer risk."

- ICBE-EMF in the paper "Scientific evidence invalidates health assumptions underlying the FCC and ICNIRP exposure limit determinations for radiofrequency radiation: implications for 5G" *Environmental Health* (2022)

Wireless and EMF Program
Environmental Health Sciences

RESEARCH
Science and Policy
BRIEF

Researchers Recommend Keeping A Distance Between Cell Towers, Homes, and Schools

T-Mobile–Funded Review Recommended Limits 1,000× Lower Than FCC

In 2000, the Ecolog Institute Report, commissioned by T-Mobile, recommended a cell tower radiation human exposure limit 1,000 times lower than the FCC's current power density limit after a review of the research on cancer and impacts to the endocrine, neurological and reproductive systems.

> **The precautionary limit should be 0.01 W/m2. This should be rigorously adhered to by all base stations near sensitive places such as residential areas, schools, nurseries, playgrounds, hospitals and all other places at which humans are present for longer than 4 hours.**
> **- The Ecolog Institute Report**

Studies Recommend Distance From Cell Towers

Numerous studies have documented a higher prevalence and severity of health-related issues close to cell towers and wireless base station antennas. Thus, multiple peer-reviewed research articles recommend keeping cell towers at least 500 meters (approximately 1,500 feet) away from populated areas to reduce health risks, including:

- **Pearce (2024)** in *Environmental Research* advises base stations be placed no closer than 500 meters to minimize public RF exposure and decrease liability.
- **Rodrigues et al. (2021)** in the *International Journal of Environmental Research and Public Health* recommends deactivating towers within 500 meters of homes, workplaces, hospitals, & schools.
- **Yakymenko (2011)** in *Experimental Oncology* reviewed dozens of studies concluding that current human exposure limits need a re-evaluation and everyday exposures should be minimized.
- **Dode et al. (2011)** in *Science of the Total Environment* found increased tumor-related deaths within 500 meters of cellular base stations in Brazil, stating "More restrictive limits must be adopted urgently."
- **Levitt & Lai (2010)** in *Environmental Reviews* reviewed 100 studies on cell infrastructure and found about 80% showed biological effects, stating "As a general guideline, cell base stations should not be located less than 1,500 feet from the population, and at a height of about 150 feet."
- **Khurana et al. (2010)** in the *International Journal of Occupational Environmental Health* found that 8 out of 10 epidemiological studies reported higher rates of cancer or neurobehavioral symptoms within 500 meters of cell tower base stations.

**Click on report or study for hyperlink to source.*

Environmental Research 214 (2022) 113851

Contents lists available at ScienceDirect

Environmental Research

journal homepage: www.elsevier.com/locate/envres

Evidence for a health risk by RF on humans living around mobile phone base stations: From radiofrequency sickness to cancer

A. Balmori [1]

C/ Rigoberto Cortejoso, 14 47014, Valladolid, Spain

ARTICLE INFO

Keywords:
Base station
Cell tower
Health
Mast
RF radiation
Microwave syndrome
Radar
Radio antennas

ABSTRACT

The objective of this work was to perform a complete review of the existing scientific literature to update the knowledge on the effects of base station antennas on humans. Studies performed in real urban conditions, with mobile phone base stations situated close to apartments, were selected. Overall results of this review show three types of effects by base station antennas on the health of people: radiofrequency sickness (RS), cancer (C) and changes in biochemical parameters (CBP). Considering all the studies reviewed globally (n = 38), 73.6% (28/38) showed effects: 73.9% (17/23) for radiofrequency sickness, 76.9% (10/13) for cancer and 75.0% (6/8) for changes in biochemical parameters. Furthermore, studies that did not meet the strict conditions to be included in this review provided important supplementary evidence. The existence of similar effects from studies by different sources (but with RF of similar characteristics), such as radar, radio and television antennas, wireless smart meters and laboratory studies, reinforce the conclusions of this review. Of special importance are the studies performed on animals or trees near base station antennas that cannot be aware of their proximity and to which psychosomatic effects can never be attributed.

1. Introduction

During the last few decades, hundreds of thousands of mobile phone base stations and other types of wireless communications antennas have been installed around the world, in cities and in nature, including protected natural areas, in addition to pre-existing antennas (television, radio broadcasting, radar, etc.). Only the aesthetic aspects or urban regulations have been generally considered in this deployment, while the biological, environmental and health impacts of the associated non-ionizing electromagnetic radiation emissions have not been assessed so far. Therefore, the effects on humans living around these anthropogenic electromagnetic field sources (antennas) have not been considered.

In France, there is a significant contribution of mobile phone base stations in the exposure to radiofrequency electromagnetic fields (RF-EMF) of urban citizens living nearby (De Giudici et al., 2021). Some studies from India indicate that more than 15% of people have levels of EMF strength above 12 V/m due to their proximity to antennas (Premlal and Eldhose, 2017). Exposure estimates have shown that RF-EMF from mobile telephone systems is stronger in urban than in rural areas. For instance, in Sweden the levels of RF radiation have increased considerably in recent years, both outdoor and indoor, due to new telecommunication technologies, and the median power density measured for RF fields between 30 MHz and 3 GHz was 16 μW/m^2 in rural areas, 270 μW/m^2 in urban areas and 2400 μW/m^2 in city areas (Hardell et al., 2018). Total exposure varies not only between urban and rural areas but also, depending on residential characteristics, between different floors of a building, with a tendency for building exposure to increase at higher floors (Breckenkamp et al., 2012).

Over the past five decades, and more intensively since the beginning of this century, many studies and several reviews have been published on the effects of anthropogenic electromagnetic radiation on humans living around the antennas. The first studies were carried out with radio and television antennas, investigating increases in cancer and leukaemia (Milham, 1988; Maskarinec et al., 1994; Hocking et al., 1996; Dolk et al., 1997a, 1997b; Michelozzi et al., 1998; Altpeter et al., 2000), as well as around radars (Kolodynski and Kolodynska, 1996; Goldsmith, 1997).

Regarding base station antennas, there are scientific discrepancies in their effects: some studies concluded that there are no health-related effects (e.g. Augner and Hacker, 2009; Blettner et al., 2009; Röösli et al., 2010; Baliatsas et al., 2016) whereas others found increases in cancer and other health problems in humans living around antennas (e.g. Santini et al., 2002; Navarro et al., 2003; Bortkiewicz et al., 2004;

E-mail address: abalmorimartinez@gmail.com.
[1] Independent researcher

https://doi.org/10.1016/j.envres.2022.113851
Received 15 April 2022; Received in revised form 26 June 2022; Accepted 5 July 2022
Available online 14 July 2022
0013-9351/© 2022 Elsevier Inc. All rights reserved.

Eger et al., 2004; Wolf and Wolf, 2004; Abdel-Rassoul et al., 2007; Khurana et al., 2010; Dode et al., 2011; Shinjyo and Shinjyo, 2014; Gandhi et al., 2015; López et al., 2021; Rodrigues et al., 2021). There is a specific symptomatology linked to radar and RF exposure at low levels, characterized by functional disturbances of the central nervous system (headache, sleep disturbance, discomfort, irritability, depression, memory loss, dizziness, fatigue, nausea, appetite loss, difficulty in concentration, dizziness, etc.), that has been termed 'RF sickness' (Lilienfeld et al., 1978; Johnson Lyakouris, 1998; Navarro et al., 2003).

The objective of this study was to perform a complete review of the existing scientific literature to update the knowledge on the effects of base stations on humans living around the antennas.

2. Methods

A search was performed in the EMF portal, Google Scholar and PubMed databases with the words: "mobile phone base station and health" or "cell tower and health".

Only studies performed in real urban conditions, with mobile phone base stations situated close to apartments, were selected. Studies conducted in larger regions with numerous antennas, based on surveys and geographic data, were also included.

On the contrary, studies were excluded that considered different sources of electromagnetic radiation, such as mobile phone base stations together with broadcast transmitters (TV and radio), radar, mobile phones, cordless phones, Wi-Fi or wireless smart meters. Also excluded were those that included antennas and powerlines jointly. Studies that only performed measurements or modelling of radiation levels in the environment of the antennas or in the body, but did not deal with health effects, were excluded, as were surveys on risk perception and the nocebo effect, modelled radiofrequency electromagnetic field exposure from mobile-phone base stations or perceived exposure. All experimental laboratory studies, experiments in an exposure chamber or adapted room were also excluded. Finally, the comments or criticism of previously published studies were also excluded. However, due to their importance the conclusions of some of the excluded studies will be discussed in the corresponding section.

3. Results

The studies that met the selected criteria are presented in chronological order in Table 1, catalogued as Y/N depending on whether or not they found effects. The selected studies cover three types of effects: radiofrequency sickness (RS) (according to Lilienfeld et al., 1978; Johnson Lyakouris, 1998), cancer (C) and changes in biochemical parameters (CBP). Table 1 also includes the authors, year and country, antenna type, study design, diseases and symptoms found/not found and the main conclusions of each study.

Considering all the selected studies (n = 38), 73.6% (28/38) showed effects: 73.9% (17/23) for radiofrequency sickness, 76.9% (10/13) for cancer and 75.0% (6/8) for changes in biochemical parameters (Fig. 1). Therefore, most of the studies carried by research groups from twenty different countries reach the same conclusions.

For the reasons previously explained, the following studies (n = 85) were not considered in this review, even though the conclusions of some of these studies will be discussed later due to their importance regarding the similarities of the electromagnetic radiation types involved and the health effects found in many cases. Several studies only performed measurements or modelling of radiation levels in the environment of the antennas or in the body, but did not deal with the effects on health (e.g. Aniołczyk, 1999; Henderson and Bangay, 2006; Keow and Radiman, 2006; Neitzke et al., 2007; Bürgi et al., 2008; Augner et al., 2009; Chen and Chuang, 2009; Schmiedel et al., 2009; Viel et al., 2009; Hansson et al., 2011; Alhekail et al., 2012; Breckenkamp et al., 2012; Beekhuizen et al., 2013; Bürgi et al., 2014; Lyare et al., 2019; Urbinello et al., 2014; Lemaire et al., 2016; Admawi, 2021; De Giudici et al., 2021; Kazaure et al., 2021; Yetiş and Kayili, 2021). Some were surveys on risk perception and the nocebo effect, modelled RF-EMF exposure from mobile-phone base stations or perceived exposure (Wiedemann et al., 2006; Dohle et al., 2012; Kowall et al., 2012; Freudenstein et al., 2015; Dieudonné, 2016; Klaps et al., 2016; Martens et al., 2017; Koh et al., 2020). Others jointly considered various sources of electromagnetic fields such as telephone antennas, mobile phones, cordless phones, Wi-Fi, powerlines or wireless smart meters (Seitz et al., 2005; Baliatsas et al., 2011; Atzmon et al., 2012; Eskander et al., 2012; Frei et al., 2012; Lamech, 2014; Singh and Pati, 2016; Boehmert et al., 2020; Akkam et al., 2020). Some studied the effects of radio or television antennas (Milham, 1988; Maskarinec et al., 1994; Hocking et al., 1996; Dolk et al., 1997a, 1997b; McKenzie et al., 1998; Michelozzi et al., 1998; Altpeter et al., 2000; Hocking and Gordon, 2000; Boscolo et al., 2001; Cooper et al., 2001; Michelozzi et al., 2002; Hallberg and Johansson, 2002; Elwood, 2003; Ha et al., 2003; Park et al., 2004; Abelin et al., 2005; Altpeter et al., 2006; Ha et al., 2007; Satta et al., 2018). Others were radar studies (Kolodynski and Kolodynska, 1996; Goldsmith, 1997; Szmigielski et al., 2001; Yakymenko et al., 2011; Schoeni et al., 2016; Martens et al., 2018). Some studies performed experiments in a laboratory, exposure chamber or adapted room, with simulated or real electromagnetic radiation from base station antennas (e.g. Zwamborn et al., 2003; Hinrichs et al., 2005; Regel et al., 2006, 2007; Eltiti et al., 2007; Leitgeb et al., 2008; Riddervold et al., 2008; Augner et al., 2009; Augner et al., 2010; Wallace et al., 2010; Danker-Hopfe et al., 2010; Falcioni et al., 2018; Azimzadeh and Jelodar, 2019; Smith-Roe et al., 2020). Some reports were comments or criticisms of previously published studies (e.g. Coggon, 2006; Röösli and Huss, 2008; Bithell, 2010; Dode and Leão, 2012; Foster and Trottier, 2012; Mortazavi, 2014, 2017).

4. Discussion

The results of this review show three types of effects by base station antennas on the health of humans: radiofrequency sickness, cancer and changes in biochemical parameters (Fig. 1). From among all these studies, most of them found effects (73.6%). Thus, despite some limitations and differences in study design, statistical measures, risk estimates and exposure categories (Khurana et al., 2010), together they provide a consistent view of the effects on the health of people living in the vicinity of base station antennas.

Studies conducted in large regions with numerous antennas, based on surveys and geographic data (e.g. Augner and Hacker, 2009; Dode et al., 2011; Baliatsas et al., 2016; Martens et al., 2017; Dode et al. al., 2021), have the limitation that there may be many factors other than the base station antennas affecting the health of the population (environmental and occupational determinants of diseases and symptoms, individual characteristics such as food and life habits, activity level, smoking, self-medication, individual pathologies or genetic factors) that can act as confounding factors. It is important to mention here that the meters used for power density measurements in research papers should have more high quality equipment and better measurement methods.

On the other hand, some studies did not meet the strict conditions to be considered in this review, but due to their importance regarding the similarities of the electromagnetic radiation types involved and the effects found in many cases, they provide important supplementary evidence, as we will see in the next paragraphs.

For example, mobile phone users had an increased risk of headache (one of the typical symptoms for RF sickness near base station antennas) compared with non-users, and the risk of headache was also increased in those who had a longer daily call duration and higher daily call frequency (Wang et al., 2017). The same was also seen with cancer (Hardell et al., 2007). On the other hand, the symptoms caused by wireless smart meters were similar to those reported by people exposed to RF fields emitted by mobile phones (Lamech, 2014).

Table 1
Studies that met the selected criteria.

N°	Reference and country	Antenna type	Study design	Diseases and symptoms found/not found	Main conclusions
1 Y RS	Santini et al. (2002), 2003a and 2003b France	Base station antennas GSM 900 and 1800 MHz	Questionnaire survey in 530 people	Effects found on: -tiredness -headache -sleep disturbance -discomfort -irritability -depression -memory loss -dizziness -libido decrease -visual perturbations	Effects occur up to a distance of 300 m from the antenna. Older subjects are more sensitive. Also, hat the facing location is the worst position for some symptoms s tudied, especially for distances till 100 m from base stations. The frequency of reported complaints is significantly higher for women in comparison with men
2 Y RS	Gómez-Perretta et al., 2013 Spain	Base station antennas GSM 900 and 1800 MHz	Questionnaire survey in 101 people and electric field measurements	Effects found on: -fatigue -irritability -headache -nausea -appetite loss -discomfort -sleep disturbance -depression -difficulty in concentration -dizziness	Significant correlation between the declared severity of the symptoms and the measured power density. The separation of respondents into two different exposure groups also showed an increase of the declared severity in the group with the higher exposure. The incidence of most of the symptoms was related to exposure levels, independently of the demographic variables and some possible risk factors. Health changes related with GSM exposure seem to occur in a manner unrelated with those fears
3 Y RS	Bortkiewicz et al. (2004) Poland	Base station antennas	Review of previous publications	Effects found on: -circulatory system -sleep disturbances -irritability depression -blurred vision -concentration -difficulties nausea -lack of appetite -headache -vertigo	Relationship between the incidence of individual symptoms, the level of exposure, and the distance. This association was observed in both groups of persons, those who linked their complaints with the presence of the base station and those who did not notice such a relation.
4 Y C	Eger et al. (2004) Germany	2 Base station antennas	Number of cancer cases in the selected population (1045 resident) in Naila to compare results an inner area (within a distance of 400 m from the base station antennas) and outer area (beyond 400 m).	The number of newly developed cancer cases in the inner area is more than the expected number taken from the cáncer register, which represents the total population being irradiated. The group who had lived during the past five years within a distance of 400 m from the Base station antennas have a two times higher risk of developing cancer than that of the average population. The relative risk of getting cancer in the inner área compared with the Saarland cancer register is 1.7.	The risk of newly developing cancer was three times higher among those patients who had lived during past ten years (1994–2004), within a distance of 400 m From the cellular transmitter, in comparison to those who had lived further away.
5 Y C	Wolf and Wolf (2004) Israel	1 Base station antenna	A cancer incidence study to investigate the incidence of cancer cases of individuals (the cohort included 622 people) exposed to a Base station antenna, in comparison to those of a nearby clinic out of that area, to the national incidence rates of the whole country and to the incidence rates in the whole town of Netanya	There were 4.15 times more cases of cáncer in area A (breast carcinoma, ovary carcinoma, lung carcinoma, Hodgkin's disease, osteoid osteoma, and hypernephroma) than in the entire population.	The study indicates an association between an increased incidence of cancer and living in proximity to a Base station antenna.
6 Y RS	Hutter et al. (2006) Austria	10 Base station antennas in the 900 MHz band	Questionnaire survey in 365 subjects and exposure measurements	Effects found on: -headache -difficulties to concéntrate -Cold hands or feet No effects found on: -vertigo -palpitations -tremor -hot flushes -sweating -loss of apetite -loss of energy, -exhaustion -tiredness	Self-reported symptoms like headache and difficulties in concentrating show an association with microwave exposure from base stations, not attributable to subjects' fear of health effects from these sources. Other symptoms, like sleeping problems, seem to be more due to fear of adverse health effects than actual exposure.

(*continued on next page*)

Table 1 (*continued*)

N°	Reference and country	Antenna type	Study design	Diseases and symptoms found/not found	Main conclusions
				-feeling strained -sleep	
7 Y RS	Abdel-Rassoul et al. (2007) Egypt	Base station antennas (GSM)	Questionnaire survey on 85 exposed persons and 80 controls	Effects found on: -headache -memory changes -dizziness -tremors -depressive symptoms -sleep disturbance No effects found on: -Blurred visión -Irritability -Lack of concentration	The prevalence of neuropsychiatric complaints were significantly higher among exposed inhabitants than controls. Inhabitants living nearby mobile phone base stations are at risk for developing neuropsychiatric problems and some changes in the performance of neurobehavioral functions either by facilitation or inhibition.
8 N CBP	Augner and Hacker (2009) Austria	Base station antennas	Questionnaire survey on fifty-seven participants and saliva samples	Self-declared base station neighbors (≤100 m) had significantly higher concentrations of alpha-amylase in their saliva, higher rates in symptoms, somatization, obsessive-compulsive, anxiety, phobic anxiety. There were no differences in EMF-related health concern scales.	Self-declared base station neighbors are more strained than others. EMF-related health concerns cannot explain these findings.
9 N RS	Blettner et al. (2009) Berg-Beckhoff et al. (2009) Germany	Base station antennas (GMS 900 and 1800 and UMTS 2170)	Questionnaire survey on 30,047 participants and geo-coding information on the residence distance (less or more than 500 m) to the nearest mobile phone base station. In a second phase RF measurements were conducted for a sub-sample in the households of 1500 persons	The mailed questionnaire included a list of 38 symptoms that have been reported in previous studies to be possibly associated with RF-EMF exposure	Participants who were concerned about or attributed adverse health effects to mobile phone base stations and those living in the vicinity of a mobile phone base station (500 m), reported slightly more health complaints tan others. The observed slightly higher prevalence of health complaints near base stations cannot be explained by attributions or concerns alone. The worries and health complaints of people living close to mobile phone base stations need to be taken seriously. Measured RF-EMFs emitted from mobile phone base stations were not associated with health disturbances. However, the study shows that sleep disturbances and health complaints are related to the attribution of adverse health effects to mobile phone base stations.
10 Y RS C	Kundi and Hutter (2009) Austria	Base station antennas	Review of previous publications	Effects found on: Adverse neurobehavioral symptoms or cancer	There are indications from epidemiology that such exposures affect wellbeing and health weakly supported by human provocation studies and an inconclusive body of evidence from animal and in vitro studies. Cross-sectional investigations of subjective health as a function of distance or measured field strength, despite differences in methods and robustness of study design, found indications for an effect of exposure that is likely independent of concerns and attributions. Two ecological studies of cancer in the vicinity of base stations report both a strong increase of incidence within a radius of 350 and 400 m respectively. Due to the limitations inherent in this design no firm conclusions can be drawn, but the results underline the urgent need for a comprehensive investigation of this issue
11 Y C	Eger and Jahn (2010) Germany	Base station antennas	Questionnaire survey on 255 persons	Effects found on: -sleep problems -depression -headaches -cerebral affections -concentration difficulties -joint problems -infections -skin problems	A significant relationship between mean exposure levels of the study participants and reported health symptoms. Within the 400-m radius around the transmitter, a higher symptom rate could be documented for 14 out of 19 symptom groups in the highest exposure groups compared to groups

(*continued on next page*)

Table 1 (*continued*)

N°	Reference and country	Antenna type	Study design	Diseases and symptoms found/not found	Main conclusions
				-dizziness -cardiovascular problems -disturbance of equilibrium -visual problems -nosebleed -gastrointestinal problems No effects found on: -toothaches -hormonal imbalances -weight gain -weight loss	further away from the transmitter and the difference is statistically significant. Decreasing symptom scores in relation to decreasing mean exposure levels caused by cell phone transmitter emissions
12 N C	Elliott et al. (2010) Great Britain	Base station antennas	Data on all registered cases of cancer in children aged 0–4 in Great Britain and data on mobile phone base stations to investigate the risk of early childhood cancer associated with the mother's exposure to radiofrequency from and proximity to mobile phone base stations during pregnancy.	Of the 1397 cases, there were 251 brain and central nervous system cancers and 527 cases of leukaemia and non-Hodgkin's lymphoma. The study found no association between mobile phone base stations and risk of cáncer.	In this systematic national investigation the authors found no association between risk of cancer in young children and estimated exposures to radiofrequency from mobile phone base stations during pregnancy. However there is a research paper limitation on page 5: "our models did not include information on other sources of radiofrequency exposure, such as from microcells or picocells" and the city centers (especially) are full of these kind of antennas.
13 Y RS C	Khurana et al. (2010) international	Base station antennas	Review of previous publications	Effects found on: Adverse neurobehavioral symptoms or cancer	The authors identified a total of 10 epidemiological studies that assessed for putative health effects of mobile pone base stations. Seven of these studies explored the association between base station proximity and neurobehavioral effects and three investigated cancer. The authors found that eight of the 10 studies reported increased prevalence of adverse neurobehavioral symptoms or cancer in populations living at distances <500 m from base stations.
14 N RS	Röösli et al. (2010) Switzerland	Base station antennas (GMS 900 and 1800 and UMTS 2170)	Systematic review	There are no adverse effects	Not indication of an association between any health outcome and RF-EMF exposure from mobile phone base stations at levels typically found in our everyday environment. There is also no evidence that EHS individuals are more susceptible to base station radiation than the rest of the population. The evidence for the absence of long-term effects is limited.
15 N CBP C	Yildirim et al. (2010) Turkey	Base station antennas	Blood samples to analise the micronucleus (MN) frequency and chromosomal aberrations on blood in people living around mobile phone base stations and healthy controls.	There was not a significant difference of MN frequency and chromosomal aberrations between the two study groups.	Mobile phones and their base stations do not produce important carcinogenic changes.
16 Y RS	Alazawi, 2011 Iran	8 Base station antennas	Questionnaire survey on 375 subjects. Not measurements	Effects found on: -headaches -sleep disturbances -irritability -depressive -tendencies -feeling of discomfort, -difficulties in concentration -memory loss -lowering of libido	This study shows that inhabitants living nearby mobile phone base stations are at risk for developing non specific health symptoms, the facing position appears to be the worst one for distances from cellular phone base stations <100 m. It is advisable that cellular phone base stations should not be sited closer than 300 m to populations, as a precautionary measure, sitting of base stations should be such as to minimize exposure of neighbors.
17 Y C	Dode et al. (2011) Brazil	Base station antennas	This research was conducted in a broad environmental context, aiming to verify if there is a spatial correlation between the Base station antennas and the cases of death by neoplasia during the period between 1996 and 2006 in Belo Horizonte municipality (Brazil).	The mortality rates and the relative risk were higher for the residents inside a radius of 500 m from the Base station antennas, compared to the average mortality rate of the entire city, and a decreased dose– response gradient was observed for residents who lived farther away from these base stations.	The research showed the existence of a spatial correlation between cases of death by neoplasia and the locations of the Base station antennas, in the Belo Horizonte municipality from 1996 to 2006.

(*continued on next page*)

Table 1 (*continued*)

N°	Reference and country	Antenna type	Study design	Diseases and symptoms found/not found	Main conclusions
18 Y C	Li et al. (2012) Taiwan	Base station antennas	Population-based case–control study in Taiwan considerering incident cases aged 15 years or less and admitted in 2003–2007 for all neoplasm (n = 3481 children). Exposure of each study subject to radio frequency (RF) was indicated by the averaged annual power density within 5 years prior to the neoplasm diagnosis. Controls were randomly selected.	Taiwanese children with higher-than median exposure of RF potentially emitted from Base station antennas were at significantly increased risk of all neoplasms combined. Although there were also positive associations between RF power density and risks of brain neoplasm and leukaemia in children, such associations did not reach statistical significance.	This study noted a significantly increased risk of all neoplasms in children with higher-than-median RF exposure to Base station antennas. The slightly elevated risk was seen for leukaemia and brain neoplasm, but was not statistically significant.
19 N C	Stewart et al. (2012) Great Britain	1 Base station antennas (GMS 1800)	Data on cancer incidence and mortality accessing the medical information of near residents	The study cannot conclude that the base station is responsible for the incidence of cancer in the local residents	Although the age range for local residents with cancer in the suspected cluster was younger than might be generally expected, there was no evidence that their cancer incidence is associated with the mobile phone base station. 10 cancers were registered after installation of the base station. However, the collection of cancers does not fulfil the criteria for a cancer cluster; the cases are a mixed variety of relatively common cancers. No single type of cancer was dominant, all but one were common types of cancer and none were seen in a group not usually affected by that cancer. Data from primary and secondary care also provide evidence that lifestyle and family history factors could have contributed to some individual cases.
20 N RS	Islam and Mohammed (2014) Bangladesh	Base station antennas	Questionnaire survey on 220 adults living near a Base station antenna for at least one year in two selected areas	Half of the respondents experienced problems in sleeping patterns, recent episodes of headache or dizziness and mood change, anxiety, or depression. 11 respondents experienced some generalized burning sensation and 4 reported episodes of shaking or fits. 48 respondents mentioned one or more other health effects, such as mood changes/problem, buzzing in the head, hopelessness, palpitation, tachycardia, heaviness of chest, anorexia, diarrhoea, and skin diseases.	From the results of the study cannot conclude that the health effects are direct results of the base station antennas. However, the complaints were similar to those of other studies, which shows the importance of conducting further research to determine the effects of electromagnetic radiarion from base station antennas on human health and should be considered as a public health concern.
21 Y RS	Pachuau and Pachuau (2014) India	Base station antennas (GSM 900)	Questionnaire survey conducted on 64 adults (31 female, 33 male) and electric field measurements. Health symptoms of RF exposure faced by the inhabitants within 50 m and outside 50 m from the tower were analysed and compared.	Effects found on: -Muscle pain -Fatigue -Sleep disorder -Nausea -Skin problema -Dizziness -Feeling of discomfort -Difficulty in concentration -Memory loss -Visual disruption	Inhabitants living within 50 m had more health complaints than those living outside 50 m. It was also found that females had more complaints than males
22 Y RS	Shinjyo and Shinjyo (2014) Japan	2 base station antennas (CDMA 800 MHz and 2 GHz)	Medical examinations and health questionnaires comparing the health of 107 residents during the base station's operation and after its removal. Measurement of the power density	Effects found on: -fatigue -eye problems -sleep disturbances -dizziness -headache -tinnitus -nasal bleeding No effects found on: -tachycardia -tumours -skin problems -rhinitis -angina pectoris -hearing loss	A total of 34 residents suffered from health problems after installation of the 800 MHz antennas. Three months after their removal this number decreased to 13. There were 41 residents who had health problems after installation of the 2 GHz antennas, and this number decreased to 15 after removal of the 2 GHz antennas. In total 49 residents suffered from health problems during operation of both the 800 MHz and the 2 GHz antennas. However, this number decreased to 25 after removal of both sets of antennas.The residents had no prior knowledge about possible adverse health effects of RF-EMFs. Health problems of the residents were associated with the operation of the

(*continued on next page*)

Table 1 (*continued*)

N°	Reference and country	Antenna type	Study design	Diseases and symptoms found/not found	Main conclusions
					mobile phone base station and these problems improved after its removal.
23 Y CBP	Gandhi et al. (2015) India	Base station antennas	Questionnaire survey and blood simples from 91 individuals, with 70% (63) residing in a populated area with a mobile phone base station (the sample group) and 30% (28) in a sparsely-populated zone without any nearby base stations (the control group). Radiofrequency field measurements	Effects found on: Genetic damage parameters of DNA migration length, damage frequency (DF) and damage index	Genetic damage was significantly increased in the sample group compared to that in the controls. The 2.5–4.5-fold increase in DNA damage in peripheral blood lymphocytes of persons staying near a mobile phone base station is of acute concern given that all neoplasia initiate via unrepaired DNA damage. In the light of the above observations and the statistically significant genetic damage observed in those residing within 300 m of a mobile phone base station in this study, it implies that the effects of radiations from mobile phone base stations cannot be overlooked, as unrepaired DNA damage can lead to cancer, precocious ageing and age-related effects.
24 Y CBP	Meo et al. (2015) Saudi Arabia	2 Base station antennas (925 MHz) near two schools	RF-EMF measurements and blood sample collection	Effects found on: -chronic hyperglycemia -increased HbA1c -diabetes mellitus	Students who were exposed to high EMFR generated by MPBS had significantly higher HbA1c and prevalence of pre diabetes mellitus compared to the students who exposed to low EMFR. EMFR appears to be another risk factor contributing to high levels of HbA1c and risk of type 2 diabetes mellitus.
25 Y RS	Pachuau et al. (2015) India	Base station antennas (GSM 900)	Questionnaire survey from 50 exposed and 50 control individuals. Power density measurements	Effects found on: -fatigue -sleep disruption -headache -dizziness -muscle pain -cramp No effects found on: -nausea -discomfort -difficulty in concentration -memory los -skin problems -visual disruption -hearing problem	Inhabitants living near mobile tower are having more health complaints than those inhabitants living in the area where there is no mobile tower
26 Y CBP	Al-Quzwini et al. (2016) Iraq	Base station antennas	Questionnaire survey. Two hundred couples (one hundred subfertile couples as a study group, and one hundred fertile couples as a control group. Semen analysis	Twenty-nine percentage of subfertile couples had exposure to environmental hazards (communication's tower beside their house-within 50 m), and 71% non-hazard. The duration of the exposure to the environmental factor ranged from 2 to 7 years.	The exposure to environmental hazards shows significant difference between the subfertile and the fertile men; as higher percentage of exposure to mobile phone tower among subfertile group, 29% versus 12% for the fertile group,
27 N RS	Baliatsas et al. (2016) The Netherlands	Base station antennas (GSM and UMTS)	Health records from 1069 adult participants, All participants were living within 500 m from the nearest bases station. A propagation model combined with a questionnaire was used to assess indoor exposure to RF-EMF from MPBS at T1. Estimation of exposure at T0 was based on number of antennas at T0 relative to T1.	Compared to the baseline period, there was a higher prevalence of symptoms theoretically relevant to EMF at T1. A significant increase was observed in the prevalence of ear symptoms and a two-fold (but not significant) increase in the prevalence of skin symptoms. Overall, the total prevalence was slightly lower at T1. A consistent association between UMTS exposure and different clusters of GP-registered symptoms, for the self-declared mobile phone base stations-sensitive group.	This before-after study found no evidence that RF-EMF exposure from mobile phone base stations is associated with the development of non-specific symptoms in the general population, corroborating recent observational studies. Subgroup analyses among people with self-reported sensitivity to base stations showed a higher prevalence for most symptoms at T1 compared to baseline and there was some indication for a higher risk of non-specific symptoms for the mobile phone base stations-sensitive group, in relation to exposure.
28 N RS	Klaps et al. (2016) Austria	Base station antennas	Meta-analysis based on the results of 17 studies	The effects of mobile phone base stations seem to be rather unlikely. However, nocebo effects occur.	It is unclear whether electromagnetic fields emitted by mobile phone base stations affect well-being in adults. The existing studies on this topic are highly inconsistent.
29 Y	Singh et al. (2016) India	4 Base station antennas		Effects found: -sleep disturbances	A majority of the subjects who were residing near the mobile base station

(*continued on next page*)

Table 1 (*continued*)

N°	Reference and country	Antenna type	Study design	Diseases and symptoms found/not found	Main conclusions
RS CBP			Questionnaire survey and salivary analysis in 20 individuals (case group) and 20 (control group)	-headache -dizziness -irritability -concentration difficulties -hypertension	had various complaints. A majority of the study subjects had significantly lesser stimulated salivary secretion as compared to the control subjects. The effects of prolonged exposure to EMRs from mobile phone base stations on the health and well-being of the general population cannot be ruled out.
30 Y RS	Premlal and Eldhose, 2017 India	14 Base station antennas	Questionnaire survey (229 persons) and power density measurements	Joint pain, sleep disorders, migraine related headaches and digestive problems	For 32 different diseases, only 4 were found to have obvious relation to the cell tower radiation. Females are more prone to the bad effects of cell tower radiation. The current Indian standard for cell tower exposure is inadequate for the safe living.
31 Y CBP	Taheri et al. (2017) Iran	Base station antennas	45 healthy individuals with their home near BTS antenna (exposed group) and 45 healthy subjects who were away from the antenna	In the exposed group, the whole number of white blood cells, the level of hematocrit, percent of monocytes, eosinophils and basophils were significantly lower than the control group. The number of red blood cells, their average volume and the mean concentration of hemoglobin were notably higher than the controls. There was not observed a significant difference between the two groups in hemoglobin, its mean concentration, platelet count, percent of lymphocytes and neutrophils as well as serum levels of cytokines IL-4, IL-10 and interferon γ.	The radiation of base station antennas influenced the blood and immune systems.
32 Y RS C	Vijay and Choudhary (2017) India	40 Base station antennas (900–1800 MHz)	Questionnaire survey	Effects found: - headache - depression - sleep disturbance - nausea - fatigue - asthma - cancer - Alzheimer's disease - multiple sclerosis - brain tumor.	The questionnaires show that people have some kind of physical or mental illness after the installation of mobile towers.
33 Y CBP	Zothansiama et al. (2017) India	6 Base station antennas (900–1800 MHz)	Questionnaire survey. Blood sample collection and lymphocyte culture. Power density measurement. Exposed group (n = 40) Control group (n = 40) The study was envisaged to evaluate the effect of RFR on the DNA damage and antioxidant status in cultured human peripheral blood lymphocytes of individuals residing in the vicinity of mobile phone base stations and comparing it with healthy controls.	Effects found: -higher frequency of micronuclei -decreased antioxidants	The analyses of data from the exposed group residing within a perimeter of 80 m of mobile base stations, showed significantly higher frequency of micronuclei when compared to the control group, residing 300 m away from themobile base station. The analysis of various antioxidants in the plasma of exposed individuals revealed a significant attrition in glutathione concentration, activities of catalase and superoxide dismutase and rise in lipid peroxidation when compared to controls. Multiple linear regression analyses revealed a significant association among decreased antioxidants and elevated miconuclei frequency with increasing RF power density. The persistence of DNA unrepaired damage leads to genomic instability which may lead to several health disorders including the induction of cancer.
34 Y RS	Meo et al. (2019) Saudi Arabia	Two different schools both situated nearby base station antennas (925 MHz)	Cognitive function, motor screening task and spatial working memory were tested, and also RF measurements were made.	There was a statistically significant impairment in the motor screening task and spatial working memory among students who were exposed to high RF generated by base station antennas (School 2: 10.021 μW/cm^2) compared to students who were exposed to lower levels of RF (School 1: 2.010 μW/cm^2).	High exposure to RF-EMF produced by base station antennas is associated with a decrease in fine and gross motor skills and spatial working memory and attention in school adolescents compared to students who had been exposed to low RF-EMF.

(*continued on next page*)

Table 1 (*continued*)

N°	Reference and country	Antenna type	Study design	Diseases and symptoms found/not found	Main conclusions
35 Y RS	Ali et al. (2021) Iraq	Base station antennas (900–1800 MHz)	Questionnaire survey comparing two groups. The first group (n = 79) was located in a town with three cell phone towers with less than a hundred meters apart. The second study group (n = 79) was limited to the area almost empty from cell phone towers. Electric field measurements were made.	There was a significant association between health problems (skin problem, hair loss issues, sleeping difficulties, and fertility issues) and distance to towers (less distance, more problems: P-value < 0.05). In regards to health problems (abnormalities, blood pressure issues, tumours cases, and memory and concentration difficulties), the obtained results were not statistically significant.	The results showed an increase in both short- and long-term health problems near base stations antennas in general.
36 Y RS C	López et al., 2021 Spain	9 Base station antennas	Questionnaire survey on 268 persons, 174 in exposed área and 94 in control área, and EMF measurements	Effects found on -headache -dizziness -instability -tachycardias -nightmares No effects found on: -fainting	People who are exposed to higher radiation values present more severe headaches, dizziness and nightmares. 5.6% cancer cases in the study population, a percentage 10 times higher tan that of the total Spanish population.
37 N RS	Martin et al. (2021) France	Base station antennas	Questionnaire survey in 354 residents from buildings located at a distance of 250 m or less from the base station antennas in the main transmit beam of the antennas and home exposure measurements	No significant association between RF-EMF exposure and the overall symptoms score, nor between RF-EMF exposure from MPBSs and insomnia-like symptoms. There was a significant association between RF-EMF exposure and insomnia-like symptoms only for participants who attributed their symptoms to radiofrequencies.	The findings of the study do not support the hypothesis of an association between RF-EMF exposure and health outcomes, such as self-reported non-specific or insomnia-like symptoms in the general population. However, they may suggest a possible association between such exposure and insomnia-like symptoms among people reporting environmental concerns.
38 Y C	Rodrigues et al. (2021) Brazil	Base station antennas	This is an ecological study using capitals as the unit of analysis. The authors collected information on the number of deaths by cancer, gender, age group, gross domestic product per capita, death year, and the amount of exposure over a lifetime and investigated all cancer types and some specific types (breast, cervix, lung, and esophagus cancers).	For all cancers and for the specific types investigated (breast, cervix, lung, and esophagus cancers), the higher the exposure to RBS radiofrequency, the higher the median of mortality rate.	The results indicates that the exposure to radiofrequency electromagnetic fields from an RBS increases the rate of mortality by all cancers and specifically by breast, cervix, lung, and esophageal cancers. These conclusions are based on the fact that the findings of the study indicate that, the higher the RBS radiofrequency exposure, the higher the cancer mortality rate, especially for cervix cancer. The spatial analysis showed that the highest radiofrequency exposure was observed in a city located in the southern region of Brazil, which also showed the highest mortality rate for all types of cancer and specifically for lung and breast cancers.

4.1. Investigations with radar and radio/television antennas

In studies carried out in the last century, occupational exposure of people to microwave radiation (RF) related to military, industrial and radio uses, as well as radio waves, showed several types of effects: an increase in spontaneous abortions, changes in red and white blood cell counts and an increase in childhood, testicular and other cancers. These findings suggest that RF exposures are potentially carcinogenic and have other health effects; the author recommends precautionary measures to avoid unnecessary exposure (Goldsmith, 1997). An analysis of particular locations of diagnosed neoplasms indicates significantly higher morbidity rates in the military exposed to RF for alimentary tract cancers, skin tumours, neoplasms and cerebral and haematological/lymphatic malignancies. For haematological/lymphatic malignancies, the difference in morbidity between exposed and unexposed military was the largest. This may suggest that spontaneous neoplasms develop faster in the exposed group, with a shorter latency period than in those not exposed. In fact, in exposed subjects, the disease occurs 5–10 years earlier (Szmigielski et al., 2001). On the other hand, children exposed to radar electromagnetic radiation had less developed memory and attention, their reaction time was slower and their neuromuscular apparatus endurance was decreased (Kolodynski and Kolodynska, 1996).

In several studies performed around radio and television antennas, there was a significant decrease in the risk of cancer and leukaemia with increasing distance to the antennas (Maskarinec et al., 1994; Dolk et al., 1997a, 1997b; Hocking and Gordon, 2000; Michelozzi et al., 2002; Park et al., 2004). People exposed to a radio antenna shortwave broadcasting station in Schwarzenburg (Switzerland) had sleep disturbances, which were more frequent in exposed than in unexposed subjects (Altpeter et al., 2000).

Thus, the coincidences of similar effects from studies with different sources of electromagnetic radiation (but with similar pulsed, polarized and modulated radiation), such as radar or radio/television antennas, reinforce the conclusions of this review. Non-ionizing EMF are among the fastest growing forms of environmental pollution, its increase around the world in recent years has been exponential (Bandara and Carpenter, 2018) and symptoms reported today may be classic microwave/RF sickness (Levitt and Lai, 2010).

4.2. RF exposure incidents among diplomats (Havanna syndrome)

From late 2016 through August 2017, US government personnel on a diplomatic mission in Havana, Cuba, reported neurological symptoms, including cognitive, balance, visual and hearing disturbances, sleep

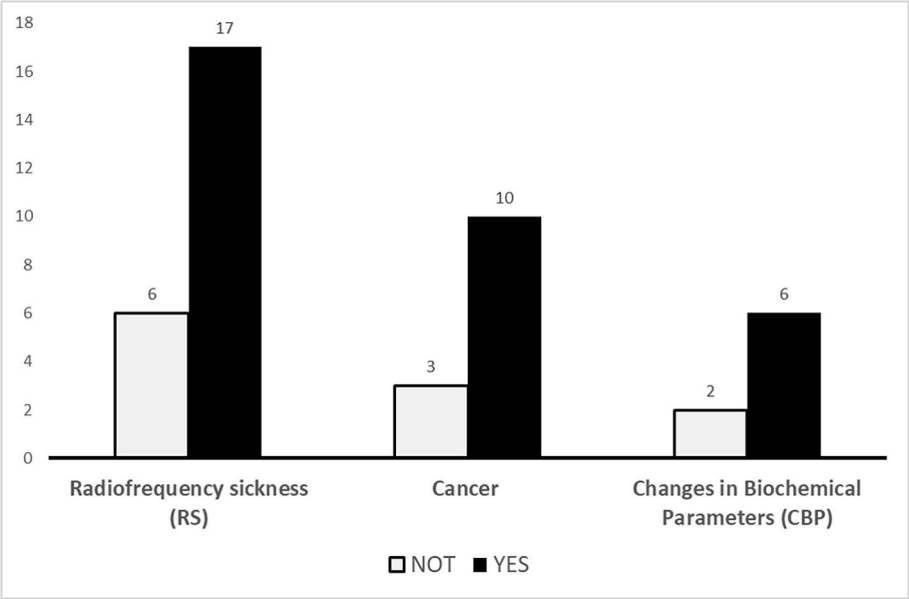

Fig. 1. Results on effects according to the study type considered.

disturbances and headaches. These individuals appeared to have sustained injuries to generalized brain networks with no associated history of head trauma (Swanson et al., 2018). They complained of cognitive decline, fatigue and headache, especially after cognitive exertion, and in some cases tinnitus, nausea and balance problems (Dyer, 2018). This mysterious disease that affected US and Canadian diplomats in Cuba (and later also in China) has confused the FBI, the State Department and US intelligence agencies.

The reported facts seem consistent with pulsed RF/microwave as the source of injuries to the affected diplomats (Golomb, 2018). The same conclusion was later reached by the National Academy of National Academies of Sciences (2020), who reported that many of the chronic or non-specific symptoms were consistent with known effects of RF, such as dizziness, headache, fatigue, nausea, anxiety, cognitive deficits and memory loss. In general, directed pulsed RF energy appears to be the most plausible mechanism to explain these cases. Such symptoms had already been described much earlier at the Moscow embassy (Lilienfeld et al., 1978; Johnson Lyakouris, 1998).

There are objective pathophysiological changes and health effects induced by EMF exposure that can biologically damage the organism and are noxious agents in healthy people (Belpomme and Irigaray, 2022).

4.3. Important laboratory studies

The United States National Toxicology Program (NTP) tested the two main modulation types used for mobile phones worldwide for GSM (2G) and UMTS (3G/4G), in a two-year rodent cancer bioassay under near-field exposure conditions; the experiments included additional assays for genotoxicity endpoints (Smith-Roe et al., 2020). They found clear evidence of carcinogenic activity, and more specifically malignant schwannomas of the heart, malignant gliomas of the brain and benign, malignant or complex pheochromocytomas (combined) of the adrenal medulla. They also found increased DNA damage (measured by the comet assay) in the frontal cortex of male mice, in the leukocytes of female mice and in the hippocampus of male rats, indicating that mobile phone EMF could cause DNA damage and consequent carcinogenesis. In a similar large carcinogenicity study by the Ramazzini Institute, Falcioni et al. (2018) examined far-field exposure to GSM 1800 MHz EMF and reported very similar results to the NTP study. Specifically, they also found increased incidence of tumours of the brain and heart in the mobile phone EMF-exposed Sprague-Dawley rats. Furthermore, these tumours are of the same histotype as those observed in some epidemiological studies on mobile phone users (Hardell et al., 2007).

Kostoff et al. (2020) emphasizes that most of the laboratory experiments conducted to date were not designed to identify the more severe adverse effects reflective of the real-life operating environment in which wireless radiation systems operate, as many experiments do not include pulsing and modulation of the carrier signal and the majority do not account for synergistic adverse effects of other toxic stimuli.

4.4. Importance of studies with biological parameters and those performed on animals and plants

Despite the scientific evidence shown in the studies carried out in many countries by different teams of researchers that we have reviewed, several studies conclude that no effects are found and blame it on risk perception and the nocebo effect (Wiedemann et al., 2006; Kowall et al., 2012; Freudenstein et al., 2015; Dieudonné, 2016; Klaps et al., 2016; Koh et al., 2020). However, the nocebo effect is not supported by objective data (Belpomme and Irigaray, 2022), by the results of cancer studies (Eger et al., 2004; Wolf and Wolf, 2004; Dode et al., 2011; Li et al., 2012; Rodrigues et al., 2021), by studies on changes in haematological parameters (Gandhi et al., 2015; Meo et al., 2015; Taheri et al., 2017; Zothansiama et al., 2017), by hormonal changes after long-term exposure (Eskander et al., 2012), by salivary secretion (Singh et al., 2016) and by effects on fertility (Al-Quzwini et al., 2016). Many reviews on the health effects of mobile phones have reached the same conclusions regarding their effects on male infertility (El-Hamd and Aboeldahab, 2018). Unfortunately, the studies that allude to the nocebo effect seem to be the ones taken into account by the World Health Organization (World Health Organization, 2015).

On the other hand, studies performed on animals or trees near base station antennas are especially important, because animals and plants cannot be aware of their proximity and therefore nocebo or psychosomatic effects cannot be attributed (Balmori, 2005, 2010; Balmori and Hallberg, 2007; Hässig et al., 2012; Lázaro et al., 2016; Waldmann--Selsam et al., 2016; Levitt et al., 2021). In fact, a similar result of this study for humans was found in a review on the significant ecological effects of RF EMF in 65% of the studies on vertebrates, birds and plants (Cucurachi et al., 2013).

Moreover, for these effects, perfectly plausible mechanisms of action

have already been proposed. Plasma membrane calcium channels and other voltage-gated ion channels are irregularly activated/inactivated by man-made EMF in both animals and plants, increasing intracellular [Ca^{2+}] and altering intracellular ion concentrations (Panagopoulos et al., 2002, 2021; Pall, 2016).

Under the influence of non-thermal intensities of microwave radiation, often there are important signals of some hazardous changes in cell metabolism. A significant increase of reactive oxygen species and nitrogen oxide generation in cells under non-thermal intensities has been detected both in vivo and in vitro (Yakymenko et al., 2011; Belpomme and Irigaray, 2022). Thus, the different findings clearly argue for a causal role of EMF in inducing free radical species, including overproduction of reactive oxygen and nitrogen species or suppression of antioxidant defence in cells (Belpomme and Irigaray, 2022). Furthermore, this exposure can result in DNA damage through oxidative stress with reactive oxygen species/free radical overproduction (Yakymenko et al., 2011; Kıvrak et al., 2017; Panagopoulos et al., 2021).

5. The Precautionary Principle

The International Commission on Non-Ionizing Radiation Protection (ICNIRP) is a private organization that issues exposure guidelines that are then adopted by governments, but it has been accused of having conflicts of interest (Hardell and Carlberg, 2020; Hardell et al., 2021). The ICNIRP (2010, 2020) limits are thousands of times above the levels where effects are recorded for both extremely low frequency and RF man-made EMF and account only for thermal effects, whereas the vast majority of recorded effects are non-thermal. These existing guidelines for public health protection only consider the effects of acute intense (thermal) exposures and do not protect from lower level long-term exposures (Israel et al., 2011; Yakymenko et al., 2011; Blank et al., 2015; Starkey, 2016; Belpomme and Irigaray, 2022). The exposure duration is crucial to assess the induced effects.

The Precautionary Principle is one of the fundamental principles of the European Union, governing policies related to the environment, health and food safety (Harremoes et al., 2013). This principle enables decision-makers to adopt precautionary measures when the scientific evidence regarding an environmental or human health factor is not certain regarding its safety. Therefore, despite the existing ample and rapidly increasing scientific evidence, no significant progress has been made over all these years, at least at the level of guidelines issued by the responsible authorities and official regulatory bodies. Some authors have pointed out that the source of funding correlates with study findings, and many systematic reviews and meta-analyses in this field have failed to correct for this source of funding bias, which has likely underestimated the evidence for causation (Carpenter, 2019). A growing number of scientists have been calling internationally on governments to raise their safety standards for RF-EMF (Blank et al., 2015; Hardell and Nyberg, 2020; Frank, 2021). Thus, there is an urgent need to adopt the Precautionary Principle and impose more restrictive levels (Zinelis, 2010; Yakymenko et al., 2011; Blank et al., 2015; Starkey, 2016).

6. Conclusion

In the current circumstances, it seems that the scientific experts in the field are very clear about the serious problems we are facing and have expressed this through important appeals (Blank et al., 2015; Hardell and Nyberg, 2020). However, the media, the responsible organizations (World Health Organization, 2015) and the governments are not transmitting this crucial information to the population, who remain uninformed. For these reasons, the current situation will probably end in a crisis not only for health but also for this technology itself, as it is unsustainable and harmful to the environment and the people.

Declaration of competing interest

The authors declare that they have no known competing financial interests or personal relationships that could have appeared to influence the work reported in this paper.

References

Abelin, T., Altpeter, E., Röösli, M., 2005. Sleep disturbances in the vicinity of the short-wave broadcast transmitter Schwarzenburg. Somnologie-Schlafforschung und Schlafmedizin 9 (4), 203–209.

Akkam, Y., A Al-Taani, A., Ayasreh, S., Almutairi, A., Akkam, N., 2020. Correlation of blood oxidative stress parameters to indoor radiofrequency radiation: a cross sectional study in Jordan. Int. J. Environ. Res. Publ. Health 17 (13), 4673.

Alazawi, S.A., 2011. Mobile phone base stations health effects. Diyala J. Med. 1 (1), 44–52.

Alhekail, Z.O., Hadi, M.A., Alkanhal, M.A., 2012. Public safety assessment of electromagnetic radiation exposure from mobile base stations. J. Radiol. Prot. 32 (3), 325.

Altpeter, E., Battaglia, M., Bader, A., Pfluger, D., Minder, C.E., Abelin, T., 2000, June. Ten years experience with epidemiological research in the vicinity of the short-wave broadcasting area Schwarzenburg: what does the story tell us. In: Proceedings of the International Conference on Cell Tower Siting. Salzburg, Austria, pp. 7–8.

Altpeter, E.S., Röösli, M., Battaglia, M., Pfluger, D., Minder, C.E., Abelin, T., 2006. Effect of short-wave (6–22 MHz) magnetic fields on sleep quality and melatonin cycle in humans: the Schwarzenburg shut-down study. Bioelectromagnetics 27 (2), 142–150.

Abdel-Rassoul, G., Abou El-Fateh, O., Abou Salem, M., Michael, A., Farahat, F., El-Batanouny, M., Salem, E., 2007. Neurobehavioral effects among inhabitants around mobile phone base stations. Neurotoxicology 28 (2), 434–440.

Admawi, H.K., 2021. Assessment of electromagnetic pollution in some hospitals and schools in Al-najaf city. J. Eng. 27 (3), 1–14.

Ali, M.T., Muhsen, Y.R., Chisab, R.F., Abed, S.N., 2021. Evaluation study of radio frequency radiation effects from cell phone towers on human health. Radioelectron. Commun. Syst. 64 (3), 155–164.

Al-Quzwini, O.F., Al-Taee, H.A., Al-Shaikh, S.F., 2016. Male fertility and its association with occupational and mobile phone towers hazards: an analytic study. Middle East Fertil. Soc. J. 21 (4), 236–240.

Altpeter, E., Battaglia, M., Bader, A., Pfluger, D., Minder, C.E., Abelin, T., 2000. Ten years experience with epidemiological research in the vicinity of the short-wave broadcasting area Schwarzenburg: what does the story tell us. In: Proceedings of the International Conference on Cell Tower Siting, vol. 78. Salzburg, Austria, pp. 127–132.

Aniołczyk, H., 1999. Electromagnetic field pattern in the environment of GSM base stations. Int. J. Occup. Med. Environ. Health 12 (1), 47–58.

Atzmon, I., Linn, S., Richter, E., Portnov, B.A., 2012. Cancer risks in the druze isifya village: reasons and RF/MW antennas. Pathophysiology 19 (1), 21–28.

Augner, C., Hacker, G.W., 2009. Are people living next to mobile phone base stations more strained? Relationship of health concerns, self-estimated distance to base station, and psychological parameters. Indian J. Occup. Environ. Med. 13 (3), 141.

Augner, C., Florian, M., Pauser, G., Oberfeld, G., Hacker, G.W., 2009. GSM base stations: short-term effects on well-being. Bioelectromagnetics 30 (1), 73–80.

Augner, C., Hacker, G.W., Oberfeld, G., Florian, M., Hitzl, W., Hutter, J., Pauser, G., 2010. Effects of exposure to GSM mobile phone base station signals on salivary cortisol, alpha-amylase, and immunoglobulin A. Biomed. Environ. Sci. 23 (3), 199–207.

Azimzadeh, M., Jelodar, G., 2019. Alteration of testicular regulatory and functional molecules following long-time exposure to 900 MHz RFW emitted from BTS. Andrologia 51 (9), e13372.

Baliatsas, C., van Kamp, I., Kelfkens, G., Schipper, M., Bolte, J., Yzermans, J., Lebret, E., 2011. Non-specific physical symptoms in relation to actual and perceived proximity to mobile phone base stations and powerlines. BMC Publ. Health 11 (1), 1–12.

Baliatsas, C., van Kamp, I., Bolte, J., Kelfkens, G., van Dijk, C., Spreeuwenberg, P., et al., 2016. Clinically defined non-specific symptoms in the vicinity of mobile phone base stations: a retrospective before-after study. Sci. Total Environ. 565, 714–720.

Balmori, A., 2005. Possible effects of electromagnetic fields from phone masts on a population of white stork (Ciconia ciconia). Electromagn. Biol. Med. 24 (2), 109–119.

Balmori, A., Hallberg, Ö., 2007. The urban decline of the house sparrow (Passer domesticus): a possible link with electromagnetic radiation. Electromagn. Biol. Med. 26 (2), 141–151.

Balmori, A., 2010. Mobile phone mast effects on common frog (Rana temporaria) tadpoles: the city turned into a laboratory. Electromagn. Biol. Med. 29 (1–12), 31–35.

Bandara, P., Carpenter, D.O., 2018. Planetary electromagnetic pollution: it is time to assess its impact. Lancet Planet. Health 2 (12), e512–e514.

Beekhuizen, J., Vermeulen, R., Kromhout, H., Bürgi, A., Huss, A., 2013. Geospatial modelling of electromagnetic fields from mobile phone base stations. Sci. Total Environ. 445, 202–209.

Belpomme, D., Irigaray, P., 2022. Why Electrohypersensitivity and Related Symptoms Are Caused by Non-ionizing Man-Made Electromagnetic Fields: an Overview and Medical Assessment. Environmental Research, 113374.

Berg-Beckhoff, G., Blettner, M., Kowall, B., Breckenkamp, J., Schlehofer, B., Schmiedel, S., et al., 2009. Mobile phone base stations and adverse health effects:

phase 2 of a cross-sectional study with measured radio frequency electromagnetic fields. Occup. Environ. Med. 66 (2), 124–130.
Bithell, J.F., 2010. Childhood cancer and proximity to mobile phone masts. Bmj 340.
Blank, M., Havas, M., Kelley, E., Lai, H., Moskowitz, J., 2015. International Appeal: scientists call for protection from non-ionizing electromagnetic field exposure. Eur. J. Oncol. 20 (3/4), 180–182.
Blettner, M., Schlehofer, B., Breckenkamp, J., Kowall, B., Schmiedel, S., Reis, U., et al., 2009. Mobile phone base stations and adverse health effects: phase 1 of a population-based, cross-sectional study in Germany. Occup. Environ. Med. 66 (2), 118–123.
Boehmert, C., Freudenstein, F., Wiedemann, P., 2020. A systematic review of health risk communication about EMFs from wireless technologies. J. Risk Res. 23 (5), 571–597.
Bortkiewicz, A., Zmyślony, M., Szyjkowska, A., Gadzicka, E., 2004. Subjective symptoms reported by people living in the vicinity of cellular phone base stations: review. Med. Pr. 55 (4), 345–351.
Boscolo, P., Di Sciascio, M.B., D'ostilio, S., Del Signore, A., Reale, M., Conti, P., et al., 2001. Effects of electromagnetic fields produced by radiotelevision broadcasting stations on the immune system of women. Sci. Total Environ. 273 (1–3), 1–10.
Breckenkamp, J., Blettner, M., Schüz, J., Bornkessel, C., Schmiedel, S., Schlehofer, B., Berg-Beckhoff, G., 2012. Residential characteristics and radiofrequency electromagnetic field exposures from bedroom measurements in Germany. Radiat. Environ. Biophys. 51 (1), 85–92.
Bürgi, A., Theis, G., Siegenthaler, A., Röösli, M., 2008. Exposure modeling of high-frequency electromagnetic fields. J. Expo. Sci. Environ. Epidemiol. 18 (2), 183–191.
Bürgi, A., Scanferla, D., Lehmann, H., 2014. Time averaged transmitter power and exposure to electromagnetic fields from mobile phone base stations. Int. J. Environ. Res. Publ. Health 11 (8), 8025–8037.
Carpenter, D.O., 2019. Extremely low frequency electromagnetic fields and cancer: how source of funding affects results. Environ. Res. 178, 108688.
Chen, H.Y., Chuang, C.Y., 2009. Currents induced in human bodies during radiofrequency exposure near a cellular phone base station. Electromagnetics 29 (1), 13–23.
Coggon, D., 2006. Health risks from mobile phone base stations. Occup. Environ. Med. 63 (5), 298–299.
Cooper, D., Hemmings, K., Saunders, P., 2001. Re: "Cancer incidence near radio and televisión transmitters in Great Britain. I. Sutton Coldfield transmitter"; II. All high power transmitters. Am. J. Epidemiol. 153, 202–204.
Cucurachi, S., Tamis, W.L., Vijver, M.G., Peijnenburg, W.J., Bolte, J.F., de Snoo, G.R., 2013. A review of the ecological effects of radiofrequency electromagnetic fields (RF-EMF). Environ. Int. 51, 116–140.
Danker-Hopfe, H., Dorn, H., Bornkessel, C., Sauter, C., 2010. Do mobile phone base stations affect sleep of residents? Results from an experimental double-blind sham-controlled field study. Am. J. Hum. Biol. 22 (5), 613–618.
De Giudici, P., Genier, J.C., Martin, S., Doré, J.F., Ducimetiere, P., Evrard, A.S., et al., 2021. Radiofrequency exposure of people living near mobile-phone base stations in France. Environ. Res. 194, 110500.
Dieudonné, M., 2016. Does electromagnetic hypersensitivity originate from nocebo responses? Indications from a qualitative study. Bioelectromagnetics 37 (1), 14–24.
Dode, A.C., Leao, M.M., Tjo Fde, A., Gomes, A.C., Dode, D.C., Dode, M.C., 2011. moreira CW, condessa VA, albinatti C, and caiaffa WT. Mortality by neoplasia and cellular telephone base stations in the belo horizonte municipality, minas gerais state, Brazil. Sci. Total Environ. 409, 3649–3665.
Dode, A.C., Leão, M.M., 2012. Comments on" Foster KR, Trottier L, comments on" mortality by neoplasia and cellular telephone base stations in the Belo Horizonte municipality, Minas Gerais state,. Sci. Total Environ. 442, 553–556 (2012. The Science of the total environment.
Dohle, S., Keller, C., Siegrist, M., 2012. Mobile communication in the public mind: insights from free associations related to mobile phone base stations. Hum. Ecol. Risk Assess. 18 (3), 649–668.
Dolk, H., Shaddick, G., Walls, P., Grundy, C., Thakrar, B., Kleinschmidt, I., Elliott, P., 1997a. Cancer incidence near radio and television transmitters in Great Britain I. Sutton Coldfield transmitter. Am. J. Epidemiol. 145 (1), 1–9.
Dolk, H., Elliot, G., Shaddick, G., Walls, P., Thakrar, B., 1997b. Cancer incidence near radio and television transmitters in great britain, Part 2. All high tower transmitters. Am. J. Epidemiol. 145, 10–17.
Dyer, O., 2018. Microwave weapon caused syndrome in diplomats in Cuba, US medical team believes. BMJ Br. Med. J. (Clin. Res. Ed.) 362.
Eger, H., Hagen, K.U., Lucas, B., Vogel, P., Voit, H., 2004. Einfluss der räumlichen Nähe von Mobilfunksendeanlagen auf die Krebsinzidenz. Umwelt-Medizin-Gesellschaft 17 (4), 326–335.
Eger, H., Jahn, M., 2010. Specific health symptoms and cell phone radiation in Selbitz (Bavaria, Germany)—evidence of a dose-response relationship. umwelt-medizin-gesellschaft 23, 130–139.
El-Hamd, M.A., Aboeldahab, S., 2018. Cell phone and male infertility: an update. J. Integrat. Nephrol. Androl. 5 (1), 1.
Elliott, P., Toledano, M.B., Bennett, J., Beale, L., De Hoogh, K., Best, N., Briggs, D.J., 2010. Mobile phone base stations and early childhood cancers: case-control study. Bmj 340.
Eltiti, S., Wallace, D., Ridgewell, A., Zougkou, K., Russo, R., Sepulveda, F., et al., 2007. Does short-term exposure to mobile phone base station signals increase symptoms in individuals who report sensitivity to electromagnetic fields? A double-blind randomized provocation study. Environ. Health Perspect. 115 (11), 1603–1608.
Elwood, J.M., 2003. Epidemiological studies of radio frequency exposures and human cancer. Bioelectromagnetics 24 (S6), S63–S73.
Eskander, E.F., Estefan, S.F., Abd-Rabou, A.A., 2012. How does long term exposure to base stations and mobile phones affect human hormone profiles? Clin. Biochem. 45 (1–2), 157–161.
Falcioni, L., Bua, L., Tibaldi, E., Lauriola, M., De Angelis, L., Gnudi, F., Belpoggi, F., 2018. Report of final results regarding brain and heart tumors in Sprague-Dawley rats exposed from prenatal life until natural death to mobile phone radiofrequency field representative of a 1.8 GHz GSM base station environmental emission. Environ. Res. 165, 496–503.
Foster, K.R., Trottier, L., 2012. Comments on" Mortality by neoplasia and cellular telephone base stations in the Belo Horizonte municipality, Minas Gerais state, Brazil" by AC Dode et al, 2011. In: Science of the Total Environment, vol. 409, pp. 3649–3665. The Science of the total environment, 450, 366-368.
Frank, J.W., 2021. Electromagnetic fields, 5G and health: what about the precautionary principle? J. Epidemiol. Community Health 75 (6), 562–566.
Frei, P., Mohler, E., Braun-Fahrländer, C., Fröhlich, J., Neubauer, G., Röösli, M., 2012. Cohort study on the effects of everyday life radio frequency electromagnetic field exposure on non-specific symptoms and tinnitus. Environ. Int. 38 (1), 29–36.
Freudenstein, F., Wiedemann, P.M., Brown, T.W., 2015. Exposure perception as a key indicator of risk perception and acceptance of sources of radio frequency electromagnetic fields. J. Environ. Public Health 2015, 9. https://doi.org/10.1155/2015/198272.
Gandhi, G., Kaur, G., Nisar, U., 2015. A cross-sectional case control study on genetic damage in individuals residing in the vicinity of a mobile phone base station. Electromagn. Biol. Med. 34 (4), 344–354.
Goldsmith, J.R., 1997. Epidemiologic evidence relevant to radar (microwave) effects. Environ. Health Perspect. 105 (Suppl. 6), 1579–1587.
Golomb, B.A., 2018. Diplomats' mystery illness and pulsed radiofrequency/microwave radiation. Neural Comput. 30 (11), 2882–2985.
Gómez-Perretta, C., Navarro, E.A., Segura, J., Portolés, M., 2013. Subjective symptoms related to GSM radiation from mobile phone base stations: a cross-sectional study. BMJ Open 3 (12), e003836.
Ha, M., Lim, H.J., Cho, S.H., Choi, H.D., Cho, K.Y., 2003. Incidence of cancer in the vicinity of Korean AM radio transmitters. ArchivE Environ. Health 58 (12), 756–762.
Ha, M., Im, H., Lee, M., Kim, H.J., Kim, B.C., Gimm, Y.M., Pack, J.K., 2007. Radio-frequency radiation exposure from AM radio transmitters and childhood leukemia and brain cancer. Am. J. Epidemiol. 166 (3), 270–279.
Hansson, B., Thors, B., Törnevik, C., 2011. Analysis of the effect of mobile phone base station antenna loading on localized SAR and its consequences for measurements. Bioelectromagnetics 32 (8), 664–672.
Hallberg, Ö., Johansson, O., 2002. Melanoma incidence and frequency modulation (FM) broadcasting. ArchivE Environ. Health 57 (1), 32–40.
Hardell, L., Carlberg, M., Söderqvist, F., Mild, K.H., Morgan, L.L., 2007. Long-term use of cellular phones and brain tumours: increased risk associated with use for > or =10 years. Occup. Environ. Med. 64 (9), 626–632 submitted for publication.
Hardell, L., Carlberg, M., Hedendahl, L.K., 2018. Radiofrequency radiation from nearby base stations gives high levels in an apartment in Stockholm, Sweden: a case report. Oncol. Lett. 15 (5), 7871–7883.
Hardell, L., Carlberg, M., 2020. [Comment] Health risks from radiofrequency radiation, including 5G, should be assessed by experts with no conflicts of interest. Oncol. Lett. 20 (4), 1, 1.
Hardell, L., Nyberg, R., 2020. [Comment] Appeals that matter or not on a moratorium on the deployment of the fifth generation, 5G, for microwave radiation. Mole. Clinic. Oncol. 12 (3), 247–257.
Hardell, L., Nilsson, M., Koppel, T., Carlberg, M., 2021. Aspects on the international commission on non-ionizing radiation protection (ICNIRP) 2020 guidelines on radiofrequency radiation. J. Cancer Sci. Clinic. Therapeutics 5 (2), 250–285.
Harremoes, P., Gee, D., MacGarvin, M., Stirling, A., Keys, J., Wynne, B., Vaz, S.G. (Eds.), 2013. The Precautionary Principle in the 20th Century: Late Lessons from Early Warnings. Routledge, London.
Hässig, M., Jud, F., Spiess, B., 2012. Increased occurrence of nuclear cataract in the calf after erection of a mobile phone base station. Schweizer Archiv Fur Tierheilkunde 154 (2), 82–86.
Henderson, S.I., Bangay, M.J., 2006. Survey of RF exposure levels from mobile telephone base stations in Australia. Bioelectromagnetics: J. Bioelectromag. Soc., Soc. Phys. Regul. Biol. Med., European Bioelectromag. Assoc. 27 (1), 73–76.
Hinrichs, H., Heinze, H.J., Rotte, M., 2005. Human sleep under the influence of a GSM 1800 electromagnetic far field. Somnologie-Schlafforschung und Schlafmedizin 9 (4), 185–191.
Hocking, B., Gordon, I.R., Grain, H.L., Hatfield, G.E., 1996. Cancer incidence and mortality and proximity to TV towers. Med. J. Aust. 165 (11–12), 601–605.
Hocking, B., Gordon, I., 2000. Decreased survival for childhood leukemia in proximity to TV towers. In: Poster Presented at the Annual Scientific Meeting of the Royal Australian College of Physicians in Adelaide. SA, Australia.
Hutter, H.P., Moshammer, H., Wallner, P., Kundi, M., 2006. Subjective symptoms, sleeping problems, and cognitive performance in subjects living near mobile phone base stations. Occup. Environ. Med. 63 (5), 307–313.
ICNIRP, 2010. Guidelines for limiting exposure to time-varying electric and magnetic fields (1Hz to 100 kHz). Health Phys. 99 (6), 818–836.
ICNIRP, 2020. Guidelines for limiting exposure to electromagnetic fields (100 kHz to 300 GHz). Health Phys. 118 (5), 483–524.
Islam, S., Mohammed, S., 2014. Awareness and self-reported health hazards of electromagnetic waves from mobile phone towers in Dhaka, Bangladesh: a pilot study. Adv. Pub. Health 2014, 7. https://doi.org/10.1155/2014/952832, 952832.
Johnson Lyakouris, A.G., 1998. Radiofrequency (RF) sickness in the Lilienfeld study: an effect of modulated microwaves? ArchivE Environ. Health 53, 3, 1998.

Kazaure, J.S., Matthew, U.O., Okafor, N.U., Okey, O.D., 2021. Telecommunication network performances and evaluation of radio frequency electromagnetic radiation: health effects of the RF-EMR GSM base stations. Int. J. Inf. Commun. Technol. Hum. Dev. 13 (3), 16–37.
Keow, M.A., Radiman, S., 2006. Assessment of radiofrequency/microwave radiation emitted by the antennas of rooftop-mounted mobile phone base stations. Radiat. Protect. Dosim. 121 (2), 122–127.
Khurana, V.G., Hardell, L., Everaert, J., Bortkiewicz, A., Carlberg, M., Ahonen, M., 2010. Epidemiological evidence for a health risk from mobile phone base stations. Int. J. Occup. Environ. Health 16 (3), 263–267.
Kıvrak, E.G., Yurt, K.K., Kaplan, A.A., Alkan, I., Altun, G., 2017. Effects of electromagnetic fields exposure on the antioxidant defense system. J. Micros. Ultrastruct. 5 (4), 167–176.
Klaps, A., Ponocny, I., Winker, R., Kundi, M., Auersperg, F., Barth, A., 2016. Mobile phone base stations and well-being—a meta-analysis. Sci. Total Environ. 544, 24–30.
Koh, T.H., Choi, J.W., Seo, M., Choi, H.D., Kim, K., 2020. Factors affecting risk perception of electromagnetic waves from 5G network base stations. Bioelectromagnetics 41 (7), 491–499.
Kolodynski, A.A., Kolodynska, V.V., 1996. Motor and psychological functions of school children living in the area of the Skrunda Radio Location Station in Latvia. Sci. Total Environ. 180 (1), 87–93.
Kostoff, R.N., Heroux, P., Aschner, M., Tsatsakis, A., 2020. Adverse health effects of 5G mobile networking technology under real-life conditions. Toxicol. Lett. 323, 35–40.
Kundi, M., Hutter, H.P., 2009. Mobile phone base stations—effects on wellbeing and health. Pathophysiology 16 (2–3), 123–135.
Kowall, B., Breckenkamp, J., Blettner, M., Schlehofer, B., Schüz, J., Berg-Beckhoff, G., 2012. Determinants and stability over time of perception of health risks related to mobile phone base stations. Int. J. Publ. Health 57 (4), 735–743.
Lamech, F., 2014. Self-reporting of symptom development from exposure to radiofrequency fields of wireless smart meters in Victoria, Australia: a case series. Alternative Ther. Health Med. 20 (6), 28.
Lázaro, A., Chroni, A., Tscheulin, T., Devalez, J., Matsoukas, C., Petanidou, T., 2016. Electromagnetic radiation of mobile telecommunication antennas affects the abundance and composition of wild pollinators. J. Insect Conserv. 20 (2), 315–324.
Lemaire, T., Wiart, J., De Doncker, P., 2016. Variographic analysis of public exposure to electromagnetic radiation due to cellular base stations. Bioelectromagnetics 37 (8), 557–562.
Leitgeb, N., Schröttner, J., Cech, R., Kerbl, R., 2008. EMF-protection sleep study near mobile phone base stations. Somnologie-Schlafforschung und Schlafmedizin 12 (3), 234–243.
Levitt, B.B., Lai, H., 2010. Biological effects from exposure to electromagnetic radiation emitted by cell tower base stations and other antenna arrays. Environ. Rev. 18 (NA), 369–395.
Levitt, B.B., Lai, H.C., Manville, A.M., 2021. Effects of Non-ionizing Electromagnetic Fields on Flora and Fauna, Part 2 Impacts: How Species Interact with Natural and Man-Made EMF. Reviews on Environmental Health.
Li, C.Y., Liu, C.C., Chang, Y.H., Chou, L.P., Ko, M.C., 2012. A population-based case–control study of radiofrequency exposure in relation to childhood neoplasm. Sci. Total Environ. 435, 472–478.
Lilienfeld, A.M., Tonascia, J., Tonascia, S., et al., 1978. Foreign Service Health Status Study. Department of State, Washington, DC. Final report contract no. 6025-619037 (NTS publication PB-288163).
López, I., Félix, N., Rivera, M., Alonso, A., Maestú, C., 2021. What is the radiation before 5G? A correlation study between measurements in situ and in real time and epidemiological indicators in Vallecas, Madrid. Environ. Res. 194, 110734.
Lyare, R.N., Volskiy, V., Vandenbosch, G.A., 2019. Study of the correlation between outdoor and indoor electromagnetic exposure near cellular base stations in Leuven, Belgium. Environ. Res. 168, 428–438.
Martens, A.L., Slottje, P., Smid, T., Kromhout, H., Vermeulen, R.C., Timmermans, D.R., 2018. Longitudinal associations between risk appraisal of base stations for mobile phones, radio or television and non-specific symptoms. J. Psychosom. Res. 112, 81–89.
Martens, A.L., Slottje, P., Timmermans, D.R., Kromhout, H., Reedijk, M., Vermeulen, R. C., Smid, T., 2017. Modeled and perceived exposure to radiofrequency electromagnetic fields from mobile-phone base stations and the development of symptoms over time in a general population cohort. Am. J. Epidemiol. 186 (2), 210–219.
Martin, S., De Giudici, P., Genier, J.C., Cassagne, E., Doré, J.F., Ducimetière, P., et al., 2021. Health disturbances and exposure to radiofrequency electromagnetic fields from mobile-phone base stations in French urban areas. Environ. Res. 193, 110583.
Maskarinec, G., Cooper, J., Swygert, L., 1994. Investigation of increased incidence in childhood leukemia near radio towers in Hawaii: preliminary observations. J. Environ. Pathol. Toxicol. Oncol. 13 (1), 33–37.
McKenzie, D.R., Yin, Y., Morrell, S., 1998. Childhood incidence of acute lymphoblastic leukemia and exposure to broadcast radiation in Sydney—a second look. Aust. N. Z. J. Publ. Health 22 (3 Suppl. l), 360–367.
Meo, S.A., Alsubaie, Y., Almubarak, Z., Almutawa, H., AlQasem, Y., Hasanato, R.M., 2015. Association of exposure to radio-frequency electromagnetic field radiation (RF-EMFR) generated by mobile phone base stations with glycated hemoglobin (HbA1c) and risk of type 2 diabetes mellitus. Int. J. Environ. Res. Publ. Health 12 (11), 14519–14528.
Meo, S.A., Almahmoud, M., Alsultan, Q., Alotaibi, N., Alnajashi, I., Hajjar, W.M., 2019. Mobile phone base station tower settings adjacent to school buildings: impact on students' cognitive health. Am. J. Men's Health 13 (1), 1557988318816914.
Michelozzi, P., Ancona, C., Fusco, D., Forastiere, F., Perucci, C.A., 1998. Risk of leukemia and residence near a radio transmitter in Italy. Epidemiology 9 (4), S111.
Michelozzi, P., Capon, A., Kirchmayer, U., Forastiere, F., Biggeri, A., Barca, A., Perucci, C.A., 2002. Adult and childhood leukemia near a high-power radio station in Rome, Italy. Am. J. Epidemiol. 155 (12), 1096–1103.
Milham Jr., S., 1988. Increased mortality in amateur radio operators due to lymphatic and hematopoietic malignancies. Am. J. Epidemiol. 127 (1), 50–54.
Mortazavi, S.M.J., 2014. Subjective symptoms related to GSM radiation from mobile phone base stations: a cross-sectional study. J. Biomed. Phys. Eng. 4 (1).
Mortazavi, S.M.J., 2017. RE:"Modeled and perceived exposure to radiofrequency electromagnetic fields from mobile-phone base stations and the development of symptoms over time in a general population cohort". Am. J. Epidemiol. 186 (10), 1217, 1217.
National Academies of Sciences, 2020. Engineering, and medicine. An assessment of illness in US government employees and their families at overseas embassies. https://doi.org/10.17226/25889.
Navarro, E.A., Segura, J., Portolés, M., Gómez-Perretta de Mateo, C., 2003. The microwave syndrome: a preliminary study in Spain. Electromagn. Biol. Med. 22 (2–3), 161–169.
Neitzke, H.P., Osterhoff, J., Peklo, K., Voigt, H., 2007. Determination of exposure due to mobile phone base stations in an epidemiological study. Radiat. Protect. Dosim. 124 (1), 35–39.
Pachuau, L., Pachuau, Z., 2014. Study of cell tower radiation and its health hazards on human body. IOSR J. Appl. Phys. (IOSR-JAP) 2278–4861.
Pachuau, L., Pachuau, Z., Zothansiama, 2015. Comparisons of non specific health symptoms faced by inhabitants exposed to high and low power density from mobile phone tower radiation. Int. J. Recent Innov. Trends Comput. Commun. 3 (2), 94–98.
Pall, M., 2016. Electromagnetic fields act similarly in plants as in animals: probable activation of calcium channels via their voltage sensor. Curr. Chem. Biol. 10 (1), 74–82.
Panagopoulos, D.J., Karabarbounis, A., Margaritis, L.H., 2002. Mechanism for action of electromagnetic fields on cells. Biochem. Biophys. Res. Commun. 298, 95–102.
Panagopoulos, D.J., Karabarbounis, A., Yakymenko, I., Chrousos, G.P., 2021. Human-made electromagnetic fields: ion forced-oscillation and voltage-gated ion channel dysfunction, oxidative stress and DNA damage. Int. J. Oncol. 59 (5), 1–16.
Park, S.K., Ha, M., Im, H.J., 2004. Ecological study on residences in the vicinity of AM radio broadcasting towers and cancer death: preliminary observations in Korea. Int. Arch. Occup. Environ. Health 77 (6), 387–394.
Premlal, P.D., Eldhose, N.V., 2017. Mobile tower radiation-an assessment of radiation level and its health implications in the residential areas of western ghats in idukki, Kerala. Int. J. Appl. Eng. Res. 12 (20), 9548–9554.
Regel, S.J., Negovetic, S., Röösli, M., Berdiñas, V., Schuderer, J., Huss, A., et al., 2006. UMTS base station-like exposure, well-being, and cognitive performance. Environ. Health Perspect. 114 (8), 1270–1275.
Regel, S.J., Tinguely, G., Schuderer, J., Adam, M., Kuster, N., Landolt, H.P., Achermann, P., 2007. Pulsed radio-frequency electromagnetic fields: dose-dependent effects on sleep, the sleep EEG and cognitive performance. J. Sleep Res. 16 (3), 253–258.
Riddervold, I.S., Pedersen, G.F., Andersen, N.T., Pedersen, A.D., Andersen, J.B., Zachariae, R., et al., 2008. Cognitive function and symptoms in adults and adolescents in relation to rf radiation from UMTS base stations. Bioelectromagnetics: J. Bioelectromag. Soc., Soc. Phys. Regul. Biol. Med., European Bioelectromag. Assoc. 29 (4), 257–267.
Rodrigues, N.C.P., Dode, A.C., Andrade, M.K.D.N., O'Dwyer, G., Monteiro, D.L.M., Reis, I.N.C., et al., 2021. The effect of continuous low-intensity exposure to electromagnetic fields from radio base stations to cancer mortality in Brazil. Int. J. Environ. Res. Publ. Health 18 (3), 1229.
Röösli, M., Huss, A., 2008. Mobile phone base station exposure and symptoms. Environ. Health Perspect. 116 (2), A62–A63.
Röösli, M., Frei, P., Mohler, E., Hug, K., 2010. Systematic review on the health effects of exposure to radiofrequency electromagnetic fields from mobile phone base stations. Bull. World Health Organ. 88, 887–896.
Santini, R., Santini, P., Danze, J.M., Le Ruz, P., Seigne, M., 2002. Enquête sur la santé de riverains de stations relais de téléphonie mobile: I/Incidences de la distance et du sexe. Pathol. Biol. 50 (6), 369–373.
Santini, R., Santini, P., Le Ruz, P., Danze, J.M., Seigne, M., 2003a. Survey study of people living in the vicinity of cellular phone base stations. Electromagn. Biol. Med. 22 (1), 41–49.
Santini, R., Santini, P., Danze, J.M., Le Ruz, P., Seigne, M., 2003b. Symptoms experienced by people in vicinity of base stations: II/Incidences of age, duration of exposure, location of subjects in relation to the antennas and other electromagnetic factors. Pathol. Biol. 51 (7), 412–415.
Satta, G., Mascia, N., Serra, T., Salis, A., Saba, L., Sanna, S., et al., 2018. Estimates of environmental exposure to radiofrequency electromagnetic fields and risk of lymphoma subtypes. Radiat. Res. 189 (5), 541–547.
Schmiedel, S., Brüggemeyer, H., Philipp, J., Wendler, J., Merzenich, H., Schüz, J., 2009. An evaluation of exposure metrics in an epidemiologic study on radio and television broadcast transmitters and the risk of childhood leukemia. Bioelectromagnetics 30 (2), 81–91.
Shinjyo, T., Shinjyo, A., 2014. Significant decrease of clinical symptoms after mobile phone base station removal–an intervention study. Umwelt medizin gesellschaft (Environ. Med. Company) 27, 294–301.
Schoeni, A., Roser, K., Bürgi, A., Röösli, M., 2016. Symptoms in Swiss adolescents in relation to exposure from fixed site transmitters: a prospective cohort study. Environ. Health 15 (1), 1–8.
Seitz, H., Stinner, D., Eikmann, T., Herr, C., Röösli, M., 2005. Electromagnetic hypersensitivity (EHS) and subjective health complaints associated with

electromagnetic fields of mobile phone communication—a literature review published between 2000 and 2004. Sci. Total Environ. 349 (1–3), 45–55.
Singh, M.M., Pati, A.K., 2016. Effects of radiation emanating from base transceiver station and mobile phone on sleep, circadian rhythm and cognition in humans–a review. Biol. Rhythm. Res. 47 (3), 353–388.
Singh, K., Nagaraj, A., Yousuf, A., Ganta, S., Pareek, S., Vishnani, P., 2016. Effect of electromagnetic radiations from mobile phone base stations on general health and salivary function. J. Int. Soc. Prev. Community Dent. 6 (1), 54.
Smith-Roe, S.L., Wyde, M.E., Stout, M.D., Winters, J.W., Hobbs, C.A., Shepard, K.G., Witt, K.L., 2020. Evaluation of the genotoxicity of cell phone radiofrequency radiation in male and female rats and mice following subchronic exposure. Environ. Mol. Mutagen. 61 (2), 276–290.
Starkey, S.J., 2016. Inaccurate official assessment of radiofrequency safety by the advisory group on non-ionising radiation. Rev. Environ. Health 31 (4), 493–503.
Stewart, A., Rao, J.N., Middleton, J.D., Pearmain, P., Evans, T., 2012. Mobile telecommunications and health: report of an investigation into an alleged cancer cluster in Sandwell, West Midlands. Perspect. Public Health 132 (6), 299–304.
Swanson, R.L., Hampton, S., Green-McKenzie, J., Diaz-Arrastia, R., Grady, M.S., Verma, R., et al., 2018. Neurological manifestations among US government personnel reporting directional audible and sensory phenomena in Havana, Cuba. JAMA 319 (11), 1125–1133.
Szmigielski, S., Sobiczewska, E., Kubacki, R., 2001. Carcinogenic potency of microwave radiation: overview of the problem and results of epidemiological studies on Polish military personnel. Eur. J. Oncol. 6, 193–200.
Taheri, M., Roshanaei, G., Ghaffari, J., Rahimnejad, S., Khosroshahi, B.N., Aliabadi, M., Eftekharian, M.M., 2017. The effect of Base Transceiver Station waves on some immunological and hematological factors in exposed persons. Hum. Antibodies 25 (1–2), 31–37.
Urbinello, D., Joseph, W., Huss, A., Verloock, L., Beekhuizen, J., Vermeulen, R., et al., 2014. Radio-frequency electromagnetic field (RF-EMF) exposure levels in different European outdoor urban environments in comparison with regulatory limits. Environ. Int. 68, 49–54.
Viel, J.F., Clerc, S., Barrera, C., Rymzhanova, R., Moissonnier, M., Hours, M., Cardis, E., 2009. Residential exposure to radiofrequency fields from mobile phone base stations, and broadcast transmitters: a population-based survey with personal meter. Occup. Environ. Med. 66 (8), 550–556.
Vijay, S., Choudhary, M.P., 2017. Study on health effects of mobile tower radiation on human beings. Int. Res. J. Eng. Technol 4 (11), 1548–1552.
Waldmann-Selsam, C., Balmori-de la Puente, A., Breunig, H., Balmori, A., 2016. Radiofrequency radiation injures trees around mobile phone base stations. Sci. Total Environ. 572, 554–569.
Wang, J., Su, H., Xie, W., Yu, S., 2017. Mobile phone use and the risk of headache: a systematic review and meta-analysis of cross-sectional studies. Sci. Rep. 7 (1), 1–7.
Wallace, D., Eltiti, S., Ridgewell, A., Garner, K., Russo, R., Sepulveda, F., et al., 2010. Do TETRA (Airwave) base station signals have a short-term impact on health and well-being? A randomized double-blind provocation study. Environ. Health Perspect. 118 (6), 735–741.
World Health Organization (WHO), 2015. International EMF Project – Progress Report. https://cdn.who.int/media/docs/default-source/radiation-international-emf-project-reports/emf-iac-2016-progress-report.pdf?sfvrsn=7b2836c0_2.
Wiedemann, P.M., Thalmann, A.T., Grutsch, M.A., Schütz, H., 2006. The impacts of precautionary measures and the disclosure of scientific uncertainty on EMF risk perception and trust. J. Risk Res. 9 (4), 361–372.
Wolf, R., Wolf, D., 2004. Increased incidence of cancer near a cell-phone transmitter station. Int. J. Cancer Prev. 1 (2), 123–128.
Yakymenko, I., Sidorik, E., Kyrylenko, S., Chekhun, V., 2011. Long-term exposure to microwave radiation provokes cancer growth: evidences from radars and mobile communication systems. Exp. Oncol. 33, 62–70.
Yetiş, C., Kayili, M.T., 2021. Determination of EMF pollution in the context of urban health: the case of safranbolu. Comput. Res. Prog. Appl. Sci. Eng.: Transact. Civil Environ. Eng. 7, 1–10, 2021 Article ID: 2418.
Yildirim, M.S., Yildirim, A., Zamani, A.G., Okudan, N., 2010. Effect of mobile phone station on micronucleus frequency and chromosomal aberrations in human blood cells. Genet. Counsel. 21 (2), 243.
Zinelis, S.A., 2010. The precautionary principle: radiofrequency exposures from mobile telephones and base stations. Environ. Health Perspect. 118 (1), A16. A16.
Zothansiama, Zosangzuali, M., Lalramdinpuii, M., Jagetia, G.C., 2017. Impact of radiofrequency radiation on DNA damage and antioxidants in peripheral blood lymphocytes of humans residing in the vicinity of mobile phone base stations. Electromagn. Biol. Med. 36 (3), 295–305.
Zwamborn, A.P.M., Vossen, S.H.J.A., van Leersum, B.J.A.M., Ouwens, M.A., Mäkel, W. N., 2003. Effects of Global Communication System Radio-Frequency Fields on Well Being and Cognitive Functions of Human Subjects with and without Subjective Complaints.